

# Bevel helical gear units horizontal mounting position Type B3

## Gear unit dimensions, three-stage, gear unit sizes 4 to 8

### Selection and ordering data (continued)

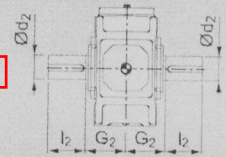
#### Low speed shaft (LSS)

Oil quantity 1) Weight 1) 2)  
B3.H B3.H  
10th to 13th position of Article No. and Article No. supplement, for 14th to 16th position, see pages 6/27 to 6/30

Article No.: **2LP302** ■ - ■ ■ ■ .10-....

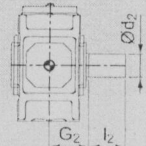
Type	Size	$d_2$	$l_2$	$G_2$	$l$	kg	
<b>B3SH</b>	4	80 m6	170	140	9	210	0 - 3 A
	5	100 m6	210	165	15	325	0 - 4 A
	6	110 n6	210	165	16	380	0 - 5 A
	7	120 n6	210	195	27	550	0 - 6 A
8	130 n6	250	195	30	635	0 - 7 A	

Solid shaft with parallel key <sup>3)</sup>



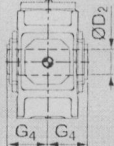
Type	Size	$d_2$	$l_2$	$G_2$	$l$	kg	
<b>B3CH</b>	4	95 h8	125	140	9	210	0 - 3 F
	5	115 h8	125	165	15	325	0 - 4 F
	6	115 h8	125	165	16	380	0 - 5 F
	7	140 h8	155	195	27	550	0 - 6 F
	8	140 h8	155	195	30	635	0 - 7 F

Solid shaft without parallel key



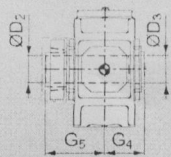
Type	Size	$D_2$	$G_2$	$l$	kg	
<b>B3HH</b>	4	80 H7	140	9	210	0 - 3 B
	5	95 H7	165	15	325	0 - 4 B
	6	105 H7	165	16	380	0 - 5 B
	7	115 H7	195	27	550	0 - 6 B
	8	125 H7	195	30	635	0 - 7 B

Hollow shaft with keyway



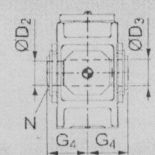
Type	Size	$D_2$	$D_3$	$G_2$	$G_3$	$l$	kg	
<b>B3DH</b>	4	85 H7	85	140	205	9	210	0 - 3 C
	5	100 H7	100	165	240	15	325	0 - 4 C
	6	110 H7	110	165	240	16	380	0 - 5 C
	7	120 H7	120	195	280	27	550	0 - 6 C
	8	130 H7	130	195	285	30	635	0 - 7 C

Hollow shaft for shrink disk



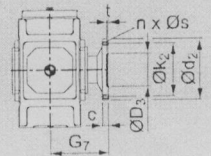
Type	Size	N/DIN 5480	$D_2$	$D_3$	$G_2$	$l$	kg	
<b>B3KH</b>	5	N 95 × 3 × 30 × 30 × 9H	89 H11	100	165	15	325	0 - 4 D
	6	N 95 × 3 × 30 × 30 × 9H	89 H11	110	165	16	380	0 - 5 D
	7	N 120 × 3 × 30 × 38 × 9H	114 H11	120	195	27	550	0 - 6 D
	8	N 120 × 3 × 30 × 38 × 9H	114 H11	130	195	30	635	0 - 7 D

Hollow shaft with spline



Type	Size	c	$d_2$	$D_1$	$k_2$	$n \times s$	$l$	$G_7$	$l$	kg	
<b>B3FH</b>	5	25	300	150	260	16 × 22	10	255	15	360	0 - 4 E
	6	25	320	160	280	18 × 22	10	255	16	420	0 - 5 E
	7	30	370	180	320	16 × 26	10	300	27	600	0 - 6 E
	8	30	390	190	340	18 × 26	10	300	30	690	0 - 7 E

Flanged shaft



Shaft seals, see page 10/2 onwards.  
For details on the shafts, see Chapter 9.  
Cooling options, see page 10/11 onwards.

1) Approximate values; exact data acc. to order-related documentation.  
2) Without oil filling.  
3) Shaft version with reinforced bearing, see page 3/7.